


Hercules Engine News


by Glenn Karch
20601 Old State Road
Haubstadt, Indiana 47639

Often times, questions are asked about authentic carts for Hercules and Economy engines. The same carts were used for both brands during the same time periods. Our story starts at the beginning of Hercules history. In 1914 cart and saw rig plans were drawn for the model D engines. These were of short duration. Soon plans were drawn for carts and saw rigs for the early model E engines. These carts were all steel except for the tongues and seat boxes on the horse drawn sizes. Shown here are illustrations from an early Hercules engine catalog and a chart showing specifications for each unit. It should be noted that these engines all have sheet metal crank guards, a feature seldom seen today.


In the next article, later cart designs will be discussed.



5, 7, 9 and 12 H. P.



2 1/2 and 5 H. P. Hand Portable



1 1/2 H. P. Hand Portable

THE HERCULES GAS ENGINE COMPANY, EVANSVILLE, INDIANA.

The Hercules Hopper Cooled Stationary Gasoline and Kerosene Engines

Catalog Page	Style Number		Horse Power	Speed R.P.M.	Plain Pulley		Fly Wheel		Floor Space Over All			Diameter of Crank Shaft	Shipping Weight
	Gasoline	Kerosene			Diameter	Face	Diameter	Weight	Width	Length	Height		
10	1 3/4 A	K 2 3/4 A	1 3/4	550	8 inches	4 inches	18 inches	44 pounds	27 inches	31 inches	19 inches	1 1/2 inches	320 lbs.
11	2 3/4 A	K 5 A	2 3/4	450	4 inches	4 inches	22 inches	93 pounds	26 inches	40 inches	22 inches	1 3/8 inches	625 lbs.
12	5 A	K 7 A	5	425	12 inches	6 inches	28 inches	166 pounds	28 inches	47 inches	27 inches	2 inches	912 lbs.
13	7 A	K 9 A	7	375	16 inches	6 inches	34 inches	228 pounds	32 inches	57 inches	32 inches	2 1/2 inches	1346 lbs.
14	9 A	K 12 A	9	325	20 inches	8 inches	38 inches	400 pounds	36 inches	65 inches	36 inches	2 3/4 inches	1970 lbs.
15	12 A	K 12 A	12	300	24 inches	8 inches	44 inches	530 pounds	39 inches	74 inches	41 inches	2 3/4 inches	2840 lbs.

The Hercules Hand Portable Outfits with All Steel Hand Truck

Catalog Page	Style Number		Engine Reg. Equipment	Truck Angle Beams	Axle	Width of Tires	Size of Wheels		Shipping Weight
	Gasoline	Kerosene					Front	Rear	
16	1 1/2 H	K 2 1/2 H	1 1/2 H. P.	44 x 1 3/4 inches	1 -inch Pipe	2 inches	9 inches	9 inches	445 pounds
17	2 3/4 H	K 5 H	2 3/4 H. P.	52 x 3 inches	1 1/2 -inch Steel	2 1/2 inches	14 inches	20 inches	790 pounds
17	5 H	K 7 H	5 H. P.	54 x 4 inches	1 3/4 -inch Steel	3 inches	14 inches	20 inches	1112 pounds

The Hercules Hopper Cooled Team Portable Outfits with All Steel Truck

Catalog Page	Style Number		Engine Reg. Equipment	Channel Steel Frame	Axle	Width of Tires	Size of Wheels		Shipping Weight
	Gasoline	Kerosene					Front	Rear	
18	5 B	K 5 B	5 H. P.	5" x 6' 7"	1 1/2 -inch Steel	3 inches	24 inches	32 inches	1497 pounds
18	7 B	K 7 B	7 H. P.	5" x 8' 7"	1 3/4 -inch Steel	4 inches	24 inches	32 inches	1900 pounds
18	9 B	K 9 B	9 H. P.	6" x 8' 6"	1 3/4 -inch Steel	4 inches	26 inches	36 inches	2765 pounds
18	12 B	K 12 B	12 H. P.	6" x 9' 1"	2 -inch Steel	5 inches	26 inches	36 inches	3380 pounds

The Hercules Tank Cooled Team Portable Outfits with All Steel Truck

Catalog Page	Style Number		Engine Reg. Equipment	Channel Steel Frame	Axle	Width of Tires	Size of Wheels		Shipping Weight
	Gasoline	Kerosene					Front	Rear	
19	7 J	K 7 J	7 H. P.	5" x 8' 7"	1 3/4 -inch Steel	4 inches	24 inches	32 inches	1960 pounds
19	9 J	K 9 J	9 H. P.	6" x 8' 6"	1 3/4 -inch Steel	4 inches	26 inches	36 inches	2840 pounds
19	12 J	K 12 J	12 H. P.	6" x 9' 1"	2 -inch Steel	5 inches	26 inches	36 inches	3453 pounds

The Hercules Hopper Cooled Team Portable Sawing Outfits with All Steel Truck

Catalog Page	Style Number		Engine Reg. Equip.	Channel Steel Frame	Axle	Width of Tires	Size of Wheels		Saw Frame	Saw with Guard	Shipping Weight
	Gasoline	Kerosene					Front	Rear			
20	5 C	K 5 C	5 H. P.	5" x 8'	1 1/2" Steel	3 inches	24 inches	32 inches	Sliding Table	26 inches	1750 pounds
20	5 D	K 5 D	5 H. P.	5" x 8'	1 1/2" Steel	3 inches	24 inches	32 inches	Tilting Table	26 inches	1750 pounds
21	7 C	K 7 C	7 H. P.	5" x 10' 4"	1 3/4" Steel	4 inches	24 inches	32 inches	Sliding Table	30 inches	2200 pounds
21	7 D	K 7 D	7 H. P.	5" x 8' 7"	1 3/4" Steel	4 inches	24 inches	32 inches	Tilting Table	30 inches	2200 pounds
22	7 L	K 7 L	7 H. P.	5" x 10' 4"	1 3/4" Steel	4 inches	24 inches	32 inches	Sliding Table	30 inches	2286 pounds
22	7 M	K 7 M	7 H. P.	5" x 8' 7"	1 3/4" Steel	4 inches	24 inches	32 inches	Tilting Table	30 inches	2286 pounds

Nine H. P. Sawing Outfit can be furnished with TILTING TABLE ONLY. Horse Trucks can be furnished with shafts instead of pole at extra price. Neck-yokes, single and double trees EXTRA. Brake complete EXTRA. Tank cooled Portable Sawing Outfits furnished in 7 H. P. size ONLY.